


# Lawrence Elementary School

## 2022-2023 School Accountability Report Card (Published During the 2023-2024 School Year)

### General Information about the School Accountability Report Card (SARC)

#### SARC Overview



**California School Dashboard**

**Internet Access**

**2023-24 School Contact Information**

<b>Street</b>	
<b>City, State, Zip</b>	
<b>Phone Number</b>	

---

## 2023-24 School Description and Mission Statement

Blank area for the 2023-24 School Description and Mission Statement.

### About this School

#### 2022-23 Student Enrollment by Grade Level

Grade Level	Number of Students
Kindergarten	
Grade 1	
Grade 2	
Grade 3	
Grade 4	
Grade 5	
Total Enrollment	


# 2022-23 Student Enrollment by Student Group

Student Group	Percent of Total Enrollment
Female	
Male	
American Indian or Alaska Native	
Asian	
Black or African American	
Filipino	
Hispanic or Latino	
Two or More Races	
White	
English Learners	
Homeless	
Migrant	
Socioeconomically Disadvantaged(d	


























**C. Engagement**

**State Priority: School Climate**

**Suspensions and Expulsions**





## 2021-22 Elementary Average Class Size and Class Size Distribution

Grade Level	Average Class Size	Number of Classes with 1-20 Students	Number of Classes with 21-32 Students	Number of Classes with 33+ Students
K				
1				
2				
3				
4				
5				
Other				

## 2022-23 Elementary Average Class Size and Class Size Distribution

Grade Level	Average Class Size	Number of Classes with 1-20 Students	Number of Classes with 21-32 Students	Number of Classes with 33+ Students
K				
1				
2				
3				
4				
5				
6				
Other				

## 2022-23 Ratio of Pupils to Academic Counselor

Title	Ratio
Pupils to Academic Counselor	





